

The background features a dark blue watercolor wash with faint, light blue musical notes and staff lines overlaid. The notes are simple, elegant shapes, and the staff lines are thin, curved lines that create a sense of movement and rhythm. The overall effect is artistic and serene.

# The Soundtrack of Healing

Music as a Tool for Remembrance

 **GRIMES**  
*Funeral Chapels* 

*Free* *Guide*  
DOWNLOADABLE

# Finding a Bridge Through the Silence

- When we lose someone, the silence they leave behind can feel heavy, even deafening.
- We often struggle to find words to describe the void.
- A three-minute song can suddenly articulate exactly how we feel.
- Music acts as a bridge between the past and present, offering a language for the unsaid.



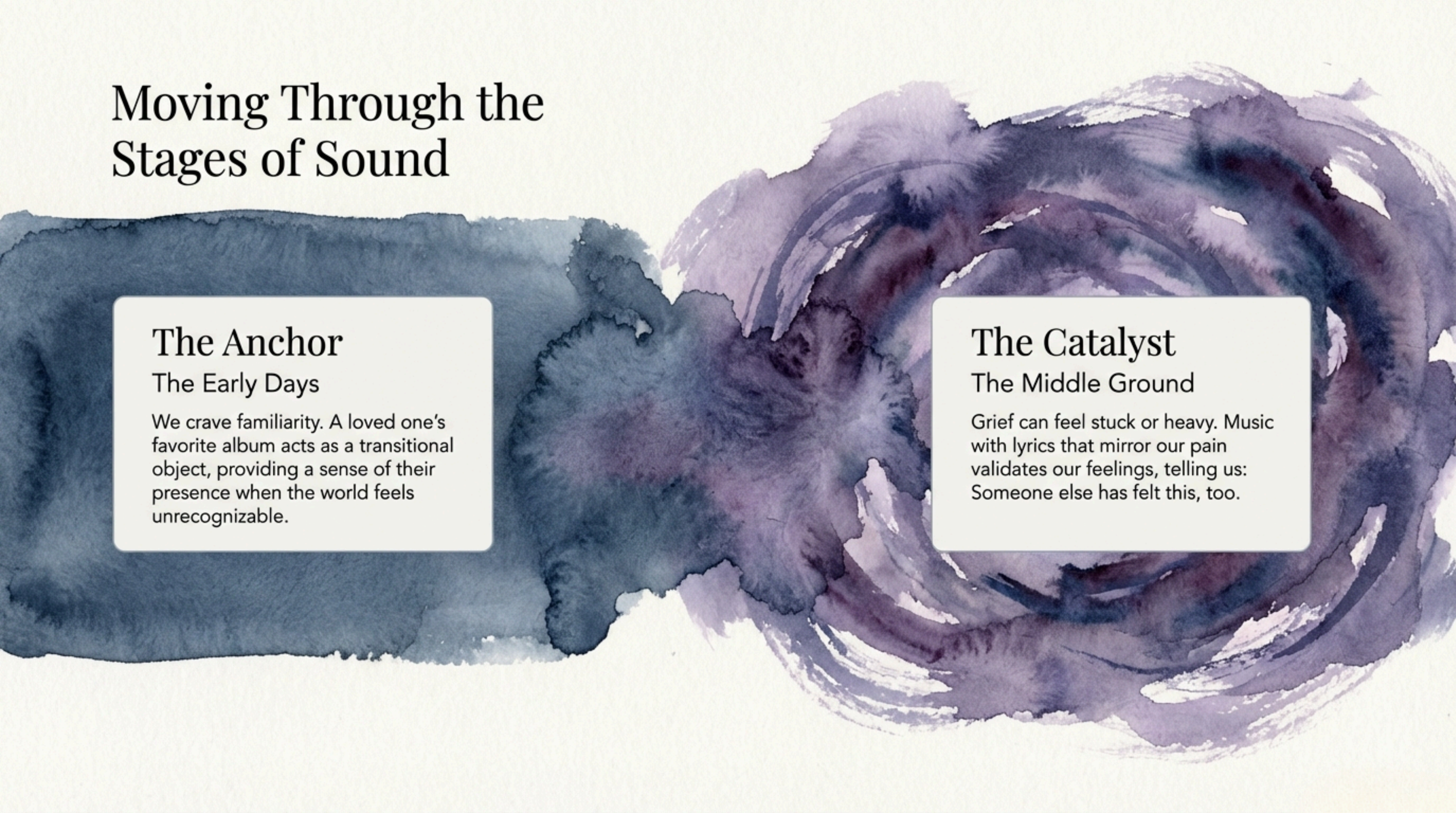
# The Science of a Sonic Connection

## The Reminiscence Bump

- Music activates nearly every part of the brain simultaneously.
- The memory center (hippocampus) and the emotional center (amygdala) fire in tandem.
- This creates a reminiscence bump, bringing memories into sharp, high-definition focus.
- Music preserves the feeling of a person, not just the facts of their life.



# Moving Through the Stages of Sound



## The Anchor

### The Early Days

We crave familiarity. A loved one's favorite album acts as a transitional object, providing a sense of their presence when the world feels unrecognizable.

## The Catalyst

### The Middle Ground

Grief can feel stuck or heavy. Music with lyrics that mirror our pain validates our feelings, telling us: Someone else has felt this, too.

# The Turning Point

A watercolor illustration featuring musical notes and sound waves. The notes are drawn in shades of gold, orange, and red, flowing across the page. The background consists of soft, blended watercolor washes in similar warm tones, creating a sense of movement and energy. The overall style is artistic and evocative, suggesting a transition or a celebratory mood.

## The Celebration

Over time, the goal of remembrance gently shifts from mourning a death to celebrating a life. We begin to play music not to cry, but to honor their spirit. This is the season for dancing to their guilty pleasure songs or sharing their musical tastes with a younger generation.

# Creating a Legacy Playlist



**The Soundtrack of Their Life:**  
Organize chronologically—from childhood anthems to kitchen sing-alongs.

**Collaborative Discovery:**  
Use a shared digital playlist so family near and far can add songs. It proves you are not alone in remembering.

**The Liner Notes Project:**  
Ask contributors to write a short note or voice memo explaining their choice (e.g., Dad always turned this up on coastal road trips). It becomes a living historical archive.

# Rituals of Connection

## Dedicated Listening Hours

Establish a Sunday Morning Spin or an evening reflection. It tells the brain: This is our scheduled time to sit with our memories.

## Sensory Anchoring

Pair the music with a specific candle or their favorite meal to create a multi-sensory space.

## Commemorative Concerts

On birthdays or death anniversaries, hold a small living room concert or sit in shared silence listening to a meaningful album to shift the energy.



# Guiding Emotions Through Sound



## The Iso-Principle

### Avenir

Start with music that matches your current mood (somber for sadness), then slowly transition to music matching the mood you want to feel (peaceful or hopeful). It gently leads you forward.

## Vibroacoustic Grounding

### Avenir

Sometimes feeling the sound is what matters. Turn up the bass slightly to feel the vibration in your chest. It is deeply grounding when grief makes you feel untethered.

# Active Pathways to Release

The background features vibrant watercolor brushstrokes in shades of teal, orange, and yellow, swirling across the page. Musical notes and a treble clef are scattered throughout, particularly around the text boxes. In the bottom right corner, there is a stylized watercolor illustration of a person in a dynamic, expressive dance pose, with their body and limbs rendered in the same color palette as the background.

## Guided Listening

Sit comfortably, close your eyes, and listen intentionally. Let the tears or smiles come as they may.



## Song-Plugging

You don't need to be a musician. Take a familiar melody and rewrite the lyrics to tell them what you didn't get to say.



## Movement

When energy gets stuck, move it. Dancing to a song they loved is a profound way to celebrate their spirit.



# Auditing Your Soundscape



## Instrumental / Ambient

**Purpose:** Provides space without lyric demands.

**When to use:** Difficult paperwork, meditation.




## Nature / White Noise

**Purpose:** Soothes a hyper-vigilant nervous system.

**When to use:** High anxiety, difficulty sleeping.

## High-Energy




**Purpose:** Breaks a cycle of lethargy.

**When to use:** When you need to accomplish a physical task.

## Reserved Songs

**Purpose:** Exclusively linked to the loved one.

**When to use:** Intentional memory time or anniversaries.






## Building a Sonic Altar

Just as you might set out photos, you can create a digital sonic altar (a dedicated folder or sacred playlist).

- When you enter this space, you give yourself permission to grieve.
- When you turn the music off, you give yourself permission to step back into the world.
- This boundary ensures memories remain a source of connection, not an overwhelming wave.

# Gentle Rules for the Road



## Respect the Skip Button

Some days a song is a warm hug; other days it is a sharp sting. It is always okay to skip a track.

## Retire Trigger Songs

You aren't erasing a memory by avoiding a painful song. You are simply protecting your heart until you have more strength.

## The Emotional First Aid Kit

Build a secondary playlist of songs guaranteed to soothe you. Use it to regulate your nervous system when a grief burst hits unexpectedly.

# Engaging the Next Generation

- Kids often process and express grief differently than adults.
- Music provides a safe language when complex vocabulary is out of reach.
- Encourage children to pick songs that make them feel happy or strong.
- Ask them to draw a picture of what a specific song looks like to help externalize their feelings.



# The Silence Between the Notes

In music, the rest is just as important as the sound.

- Give yourself permission to sit in the quiet after a song ends. Often, the after-ring is where the most profound healing occurs.
- Music reminds us that while a life has ended, the rhythm they added to our lives continues to play in the background of everything we do.

*Music gives a soul to the universe, wings to the mind, flight to the imagination, and life to everything. — Plato*

The background is a watercolor wash in shades of blue and teal, with a torn-paper edge effect. Overlaid on this are several faint, white musical staves with notes, creating a sense of a soundtrack.

# The Soundtrack of Healing

Music as a Tool for Remembrance

 **GRIMES**  
*Funeral Chapels*   
830-257-4544