



# The Personalized Send-Off Blueprint: Answering Consumers Top 10 Funeral Questions



# Navigating High-Stakes Decisions During a Time of Duress

Planning a funeral means facing dozens of rapid, complex decisions about logistics, cost, and customization. This complexity is compounded by the fact that most people interact with the death care industry infrequently and are usually in a state of grief. This guide is designed to provide clarity and control when you need it most.







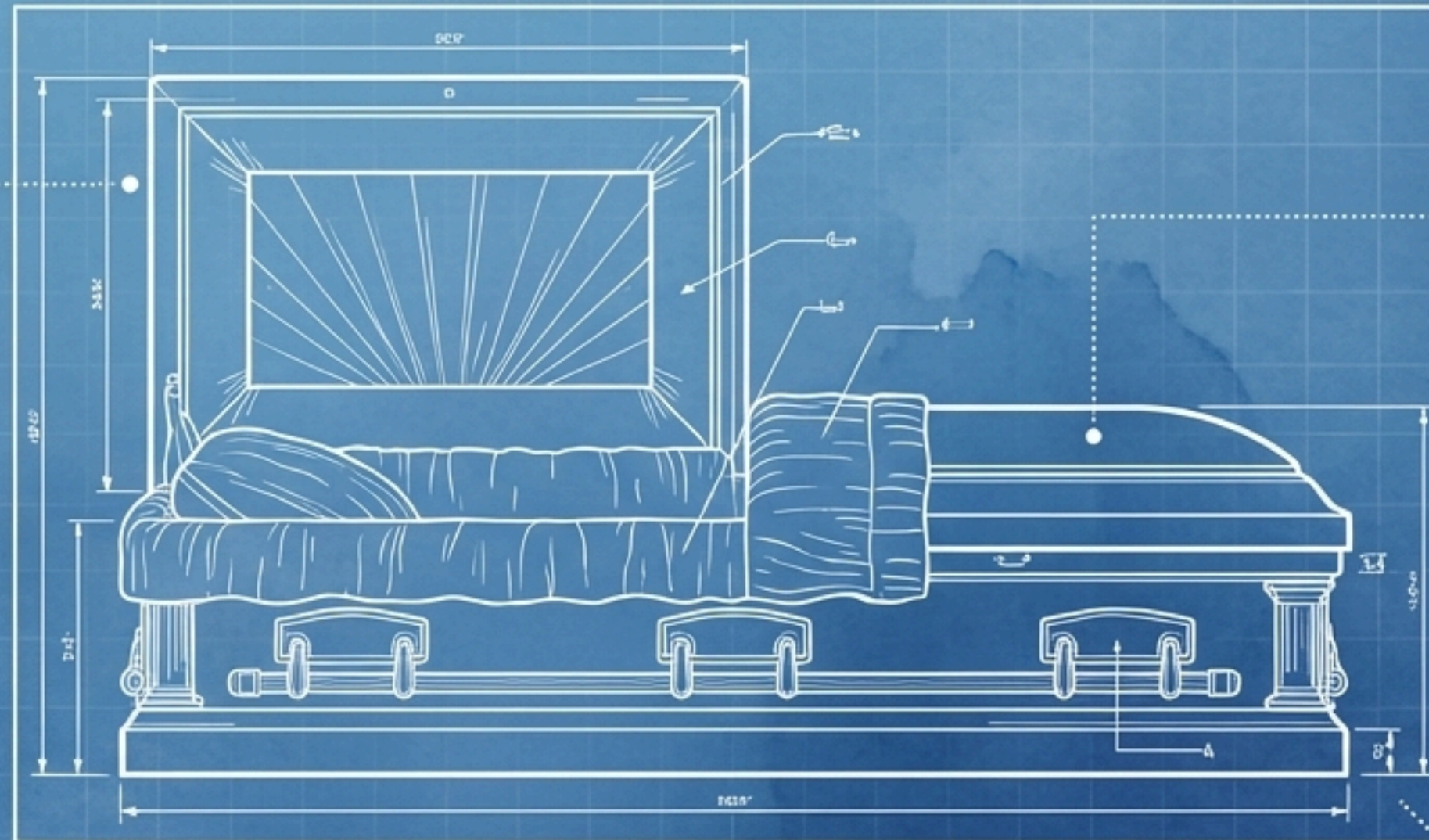
# The Foundation: Understanding Costs & Your Rights

Before exploring options, a solid foundation is essential. This section deconstructs the financial components of a funeral and outlines the core legal protections every consumer possesses.



# Deconstructing the Cost: What You're Actually Paying For

**The Mandatory Floor Cost: The Basic Services Fee** is the only non-declinable charge. It covers administrative and professional services like securing permits and preparing legal documents.



**Major Service & Merchandise Drivers:** Costs escalate with elective services (e.g., embalming, viewings) and merchandise. Caskets represent a substantial portion of these costs.

**Hidden External Costs:** The funeral home's price often **excludes** major third-party expenses required for burial, such as the burial vault (outer container) and the burial plot itself.



# Your Legal Shield: The FTC Funeral Rule

The Federal Trade Commission (FTC) Funeral Rule is the core regulatory mechanism designed to protect you. Its purpose is to ensure you have the right to choose only the goods and services you want, compare prices easily, and make informed, unpressured decisions.



## Pricing Transparency (The GPL)

**Requirement:** Must provide a General Price List (GPL) upon request—to keep in person, or verbally over the phone.

**Significance:** Enables comparison shopping and prevents surprise costs.



## Itemized Selection

**Requirement:** Must allow selection of only desired items; cannot mandate a package.

**Significance:** Prevents you from overspending on unwanted services.



## Third-Party Goods

**Requirement:** Cannot refuse a casket/urn from an outside vendor or charge a handling fee.

**Significance:** Allows you to save significantly on major merchandise markups.





## **The Framework: Making Core Choices**

With an understanding of costs and rights, the next step is to make the fundamental decisions that will shape the farewell, from choosing a provider to the method of disposition.



# Choosing Your Partner: Independent vs. National Chain

## Local Independent Homes

- Often family-owned with deep community ties.
- Characterized by a personalized approach and greater flexibility.
- Ideal for consumers seeking unique or non-traditional arrangements.

## National Chains

- Operate under standardized models with defined packages.
- May maintain local names, so always ask about ownership.
- Can simplify the process but may limit customization.

**Key Question to Ask:** Are services like embalming or cremation handled in-house or outsourced? Outsourcing can add costs and logistical delays.



# The Cremation Process: What to Expect

Cremation requires a specific legal and logistical sequence. A traditional casket is **not** required.



## 1. Legal & Paperwork

A mandatory waiting period (typically 24-48 hours) is required for filing the death certificate and disposition permit.



## 2. Preparation

Medical devices like pacemakers **must** be professionally removed as they pose an explosion hazard. Families should remove all jewelry beforehand.



## 3. The Container

The deceased is placed in a combustible "alternative container" for respectful handling. This is an itemized cost on the GPL.



## 4. Final Disposition

After the process, remains are returned for burial, placement in a niche, or scattering (which may require a local permit).



The Embalming Decision: An Optional Choice, Not a Legal Mandate

**In the vast majority of cases,  
embalming is not required by law.**

### **When It Might Be Necessary**

- If a viewing or service is significantly delayed.
- For long-distance or international transportation of remains.
- In rare cases, due to specific state or local health codes.

### **The Standard Alternative**

For temporary preservation without a viewing, funeral homes use **refrigeration**, which is significantly less costly than the embalming procedure.





# The Details: Executing Your Vision

The final phase involves executing the plan with confidence, covering the necessary documentation, advance planning, and the creative elements that make a farewell truly personal.



# The Arrangement Conference: Preparation Meets Purchasing Power

## What to Bring (The Checklist)

### Information for the Death Certificate

- Full Name, SSN, Date/Place of Birth & Death, Parents' Names (including mother's maiden name), Education/Occupation.

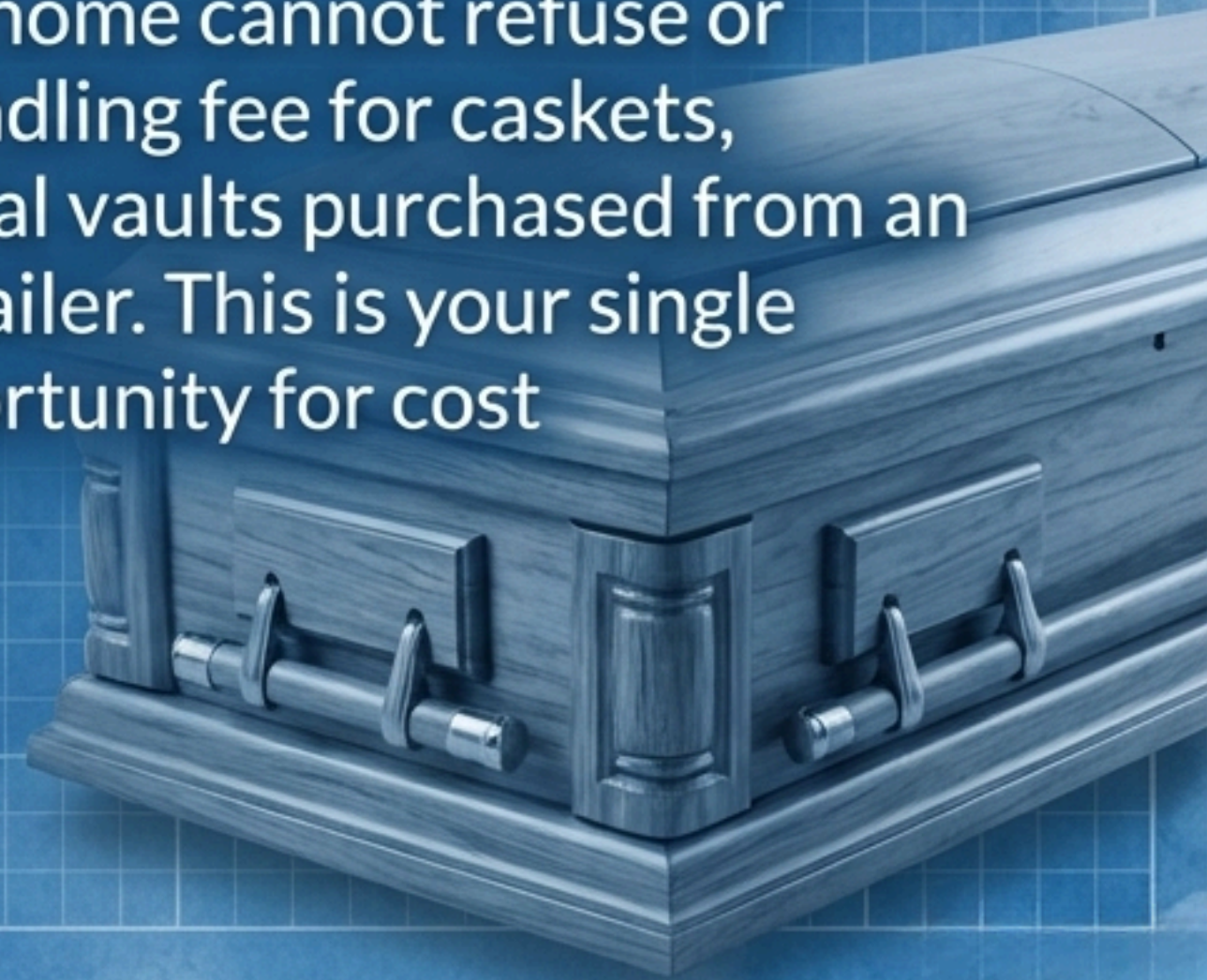
### Documents

Military Discharge Papers (DD-214) if applicable.

## Your Biggest Cost-Saver


### Leverage Your Right to Buy Elsewhere

The funeral home cannot refuse or charge a handling fee for caskets, urns, or burial vaults purchased from an external retailer. This is your single largest opportunity for cost reduction.





# Planning for the Future: Financial Tools and Sustainable Choices



## Section 1: Pre-Planning Solutions

### Prepaid Funeral Trust

Tied to one funeral home. An **irrevocable trust** is often excluded from countable assets for Medicaid eligibility, making it a strategic choice for long-term care planning.

### Final Expense Insurance

A flexible cash benefit paid to a beneficiary. Can be used for any final expense but the policy's cash value may count as an asset.



## Section 2: Green & Natural Burial

A cost-effective alternative that avoids embalming chemicals, metal caskets, and concrete vaults. It minimizes environmental impact and eliminates two of the largest traditional funeral expenses. Seek providers certified by the **Green Burial Council (GBC)**.



# The Celebration of Life: Separating the Disposition from the Ceremony

The key to maximum personalization is to separate the physical disposition (cremation or burial) from the memorial event. This removes time constraints and facility fees, allowing you to plan a truly unique tribute at a venue of your choice.

## Inspiring Ideas



**Shared Meal:** Host a gathering featuring the deceased's favorite foods.



**Memory Tree:** Guests write memories on tags and hang them on a sapling.



**Themed Decorations:** Center the event around a beloved hobby or passion.



**Interactive Memorials:** Create a memory book or set up an open mic for sharing stories.





# Your Personalized Send-Off Blueprint: Three Principles for an Empowered Farewell



## **Demand Transparency:**

Always start by asking for the General Price List (GPL).



## **Itemize Everything:**

You only pay for what you want. Decline what you don't need.



## **Personalize the Farewell:**

The final story is yours to tell. Separate the ceremony from the disposition to make it truly meaningful.



“By prioritizing transparency, exercising your legal rights, and embracing personalized alternatives, you can ensure the final farewell is financially responsible, emotionally resonant, and a true reflection of the life lived.”



# The Personalized Send-Off Blueprint: Answering Consumers Top 10 Funeral Questions

 **GRIMES**  
*Funeral Chapels*   
830-257-4544